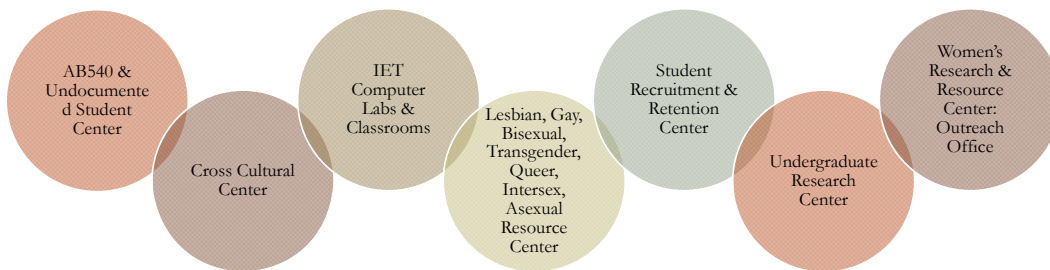


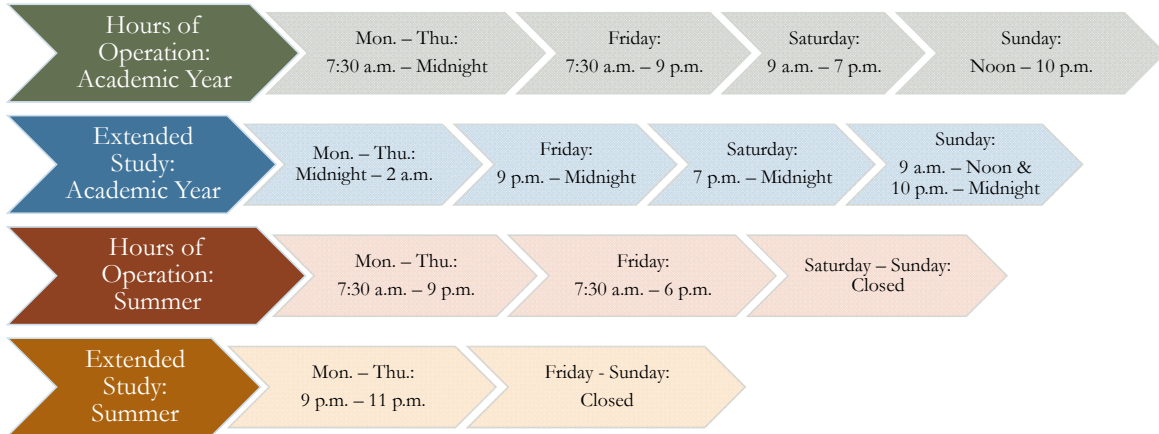
Student Community Center

2015-2016 METRICS

Student Life Centers & Services in the SCC



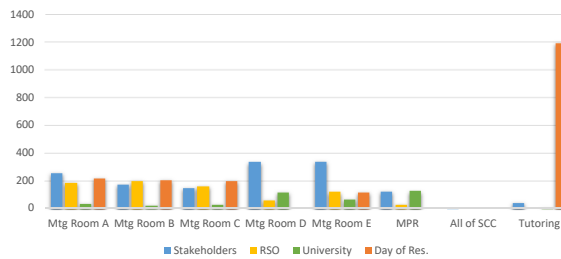
Building Operational Hours & Extended Study



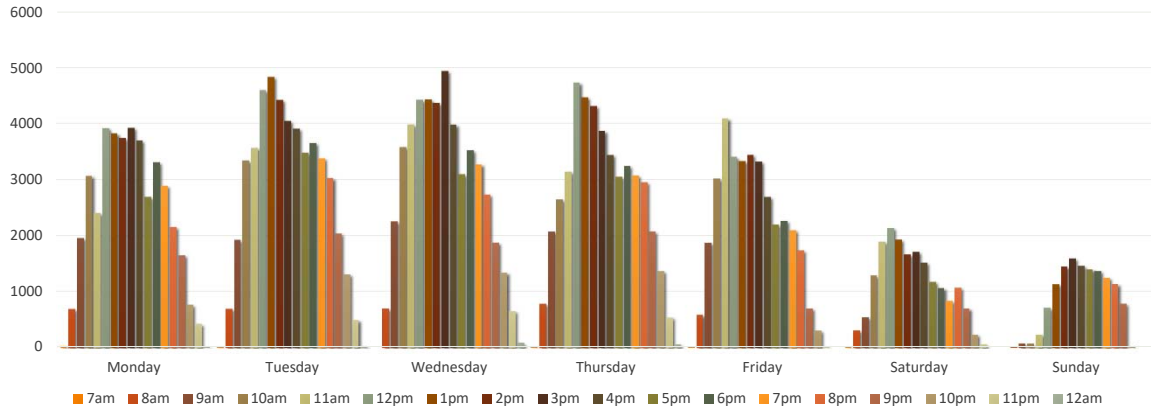
Event Reservations by Room

	Mtg Room A	Mtg Room B	Mtg Room C	Mtg Room D	Mtg Room E	MPR	All of SCC	Tutoring	Total
Stakeholders	260	176	151	337	341	128	3	43	1439
RSO	189	202	163	66	125	34	0	0	779
University	39	26	32	119	71	129	0	6	422
Day of Res.	220	207	205	0	121	0	0	1193	1946

SCC Reservation Data- Locations



SCC User Data: Daily Averages



SCC User Data: By Location

