

UC DAVIS ATHLETICS

CEI Presentation

Council on Student Affairs & Fees

January 27, 2023

Rocko DeLuca, Director of Athletics 530.219.3291

Olivia Pennell, Interim CFO



Objectives of Today's Meeting



1. **Transparently outline CEI and Grant-in-Aid revenues and expenses.**
2. **Discuss how Athletic Grant in Aid works.**
3. **Answer your questions.**

ICA Financial operating principles



Transparent

- *Rocko's cell phone number is 530.219.3291.*
- *Open invitation to be "AD for the day" and shadow.*

Clear and easy to understand

- *We want you to know and understand all of the facts.*

Overview of CEI



CEI - Purpose

- *Approved in 2002 to support UC Davis' move from Division II to Division I athletics.*
- *Supports Athletics Grant-in-Aid (scholarships) to the level allowed by the NCAA.*
- *CEI was largely supposed to fully support GIA but after tuition increases in 2009-10, other funds were needed to support GIA.*

Overview of Grant-in-Aid



The NCAA allows institutions to award funds to student-athletes based on financial need and athletic contributions to the team.

The NCAA limits both the number of scholarships by sport and the amount awarded.

Scholarship amounts cannot surpass the UC Davis Cost of Attendance.

The number of scholarships varies by sport, as determined by the NCAA. Scholarships in most sports can be split across multiple student-athletes.

Title IX requires that scholarship allocations for men/women be proportional to the number of unduplicated student-athletes.

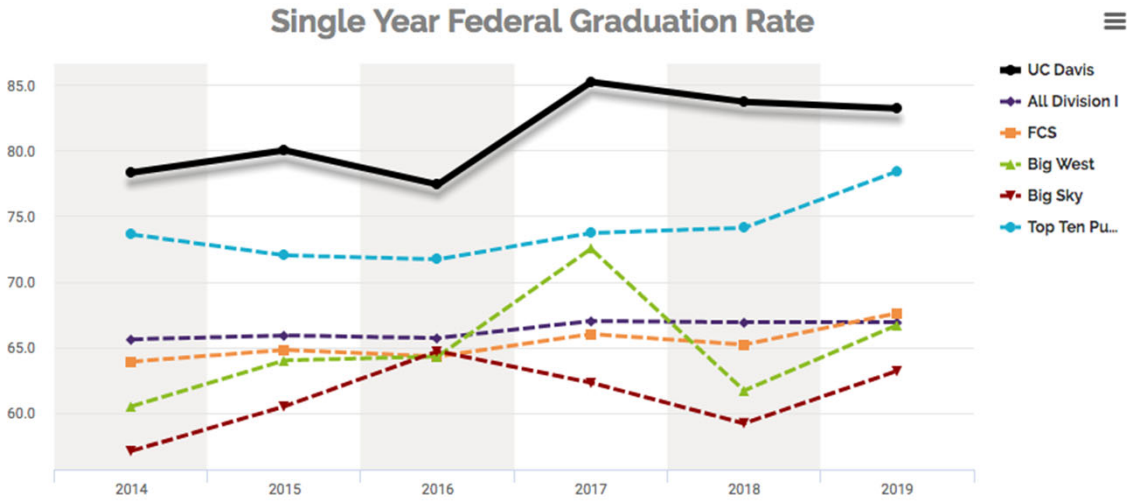
To receive GIA, student-athletes must be in good academic standing.

Student-Athlete Academic Success

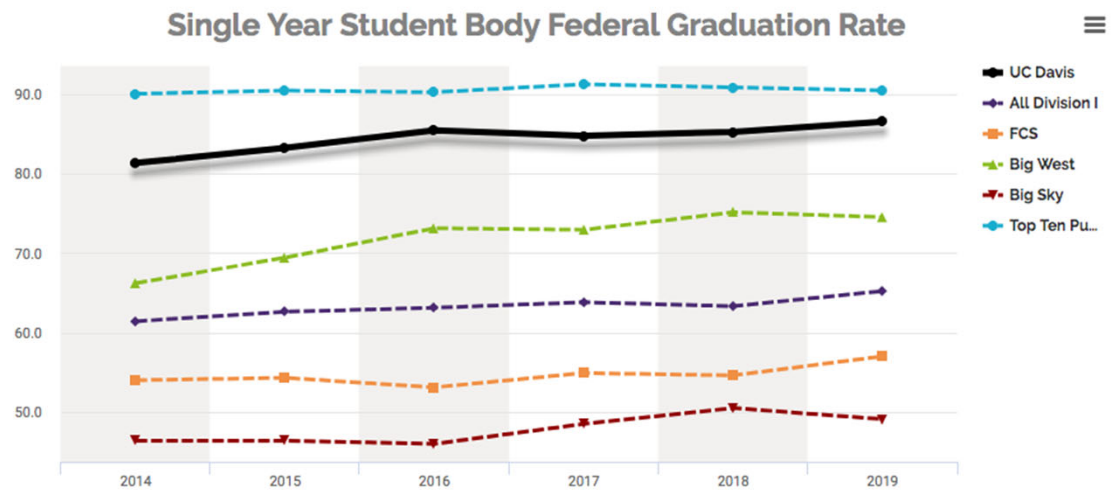


- **Spring Quarter Academic Update**
 - Overall 3.2 average team GPA
 - 64 students with a 4.0 GPA
 - 226 with 3.5 GPA or higher
 - 398 with 3.0 GPA or higher
 - Average quarterly team GPA over 3.00 for at least 27 consecutive quarters.
- Student athletes are currently enrolled in 74 different undergraduate majors and 6 graduate programs.
- Five and Six-year graduation rates for athletes and non-athletes continue to be nearly identical.
- '20-21 GSR 92% tops in Big West
- **UC Davis Launch Rate: 87%***
 - *Launch is considered with graduation and full-time employment, or grad school acceptance in hand by commencement.

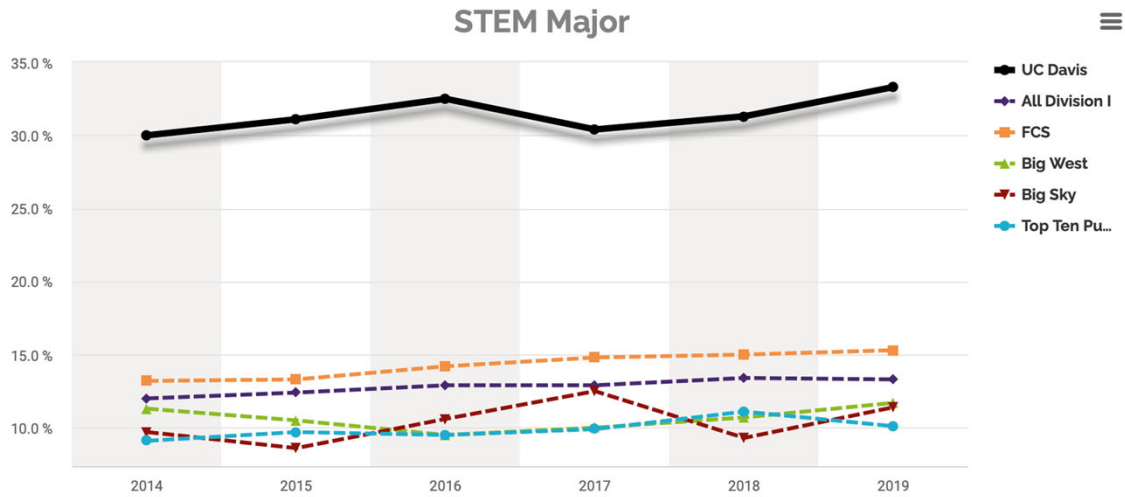
UCD Student-Athletes vs. Comparison Schools



UCD Non-Athletes vs Comparison Schools



UCD Student-Athletes in STEM Majors



Overview of CEI Revenues and Expenses



CEI does not cover all the costs of scholarships:

| | FY19 | FY20 | FY21 | FY22 | FY23 (projected) |
|-----------------------------|---------------|-------------|---------------|-------------|------------------|
| Sources | | | | | |
| CEI | \$7,041,615 | \$7,370,935 | \$7,498,517 | \$7,613,636 | \$7,499,000 |
| Uses | | | | | |
| Grant in Aid | \$8,880,911 | \$8,343,423 | \$8,880,911 | \$8,301,015 | \$9,453,809 |
| Net | (\$1,839,296) | (\$972,488) | (\$1,382,394) | (\$687,379) | (\$1,954,809) |
| % GIA covered by CEI | 79% | 88% | 84% | 92% | 79% |

Other fund sources are now needed to support GIA, including gifts and endowments, institutional support, and NCAA revenues.

As tuition/fees/housing costs increase, an even larger gap in our budget will occur.

UC Davis GIA vs Similar Schools



UC Davis will always have higher scholarship expenses than peers because of the number of teams we have and the relative price of UC tuition and fees.

Scholarships, Sports Offered and Participants (FY20)

| School | Total GIA Spending* | | Total Cost Per Equiv. | Sports Offered | |
|------------------|---------------------|---------------|-----------------------|----------------|----------|
| | GIA Expenditures | Equivalencies | | Total | Football |
| UC Santa Barbara | \$5,581,623 | 126.46 | \$44,137 | 20 | No |
| UC Irvine | \$4,552,364 | 113.36 | \$40,158 | 18 | No |
| UC Davis | \$8,343,423 | 222.58 | \$37,485 | 25 | Yes |
| Cal Poly | \$6,043,844 | 198.74 | \$30,411 | 21 | Yes |
| Sac State | \$5,133,849 | 212.6 | \$24,148 | 21 | Yes |

*Per WINAD data and NCAA Financial Reports

| FY21 | | | |
|-----------|--------------|----------------|-----------|
| School | GIA (\$) | Sports Offered | Football? |
| UCSB | \$ 5,664,991 | 20 | No |
| UCI | \$ 4,712,777 | 18 | No |
| UCD | \$ 8,880,911 | 25 | Yes |
| Cal Poly | \$ 6,226,898 | 21 | Yes |
| Sac State | \$ 5,195,131 | 21 | Yes |

*per WinAD and EADA

UPCOMING BASKETBALL THEME GAMES

PRIDE DAY

Women's Basketball
Jan 26 / 6 PM

BLACK HISTORY MONTH

Women's Basketball
Feb 9 / 5 PM

BLACK HISTORY MONTH

Men's Basketball
Feb 15 / 6 PM

NATIONAL GIRLS AND WOMEN IN SPORTS DAY

Women's Basketball
Jan 28 / 2 PM

INTERNATIONAL DAY

Women's Basketball
Feb 11 / 2 PM

BREAST CANCER AWARENESS

Women's Basketball
Feb 18 / 3 PM



INTERNATIONAL DAY

Men's Basketball
Mar 2 / 6PM

