



Involvement Fair

Council on Student Affairs and Fees Presentation



Lian M Boos, Hoai-Huong To Le
April 5, 2024


UCDAVIS

Program Overview

- The Involvement Fair has occurred at UC Davis (usually beginning of Fall Quarter) for more than 40 years
- Exposes the campus community to involvement opportunities in organizations, departments and programs
- Provides participants opportunities to explore current and new interests, meet other students and learn about the possibilities that involvement can provide


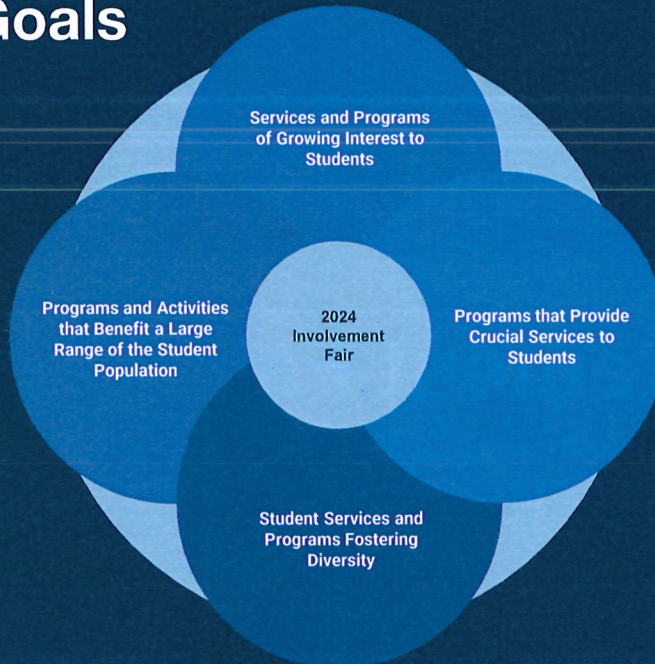
Who Benefits

- Everyone who participates
 - Community of 800+ student organizations and programs promoting their activities and events
 - Individual students looking for ways to connect with others and find what matters to them



UCDAVIS

Program Goals



UCDAVIS

Program Mission



2023 Program Stats

- Out of 30 survey respondents, estimated 3,000 table visits recorded
- 433 Clubs + 30 Campus Departments/Programs = 463 Groups Total

Historical Data:

- 2022 Involvement Fair
 - Out of 28 survey respondents, estimated 2,172 table visits recorded
 - 314 Groups total
- 2021 Involvement Fair
 - 4,500 Students Checked-In
 - 263 Groups total



UCDAVIS

Involvement Fair Budget Overview

Total Event/Program Budget Amount	\$6,500
Dollar Amount Requested	\$6,000
What will this amount pay for?	Rentals and facilities

UCDAVIS

Additional Questions

1. Do you have other funding sources?

- a. Departmental Contribution from CSI

2. Please rate your funding request in order of priority. (referencing the line items on your attached budget)


- a. Lines 1-3: Facilities and Table/Chair Rentals
- b. Line 13: AV/Speaker Rental
- c. Lines 19-21: Maps and Marketing
- d. Line 25: Decorations for clubs
- e. Line 7: Food and drinks for staff

3. Q5 Attendance numbers clarification

- a. Staff and Faculty not usually captured in our check in
- b. Students - 5,500

UCDAVIS

Thank You!



UCDAVIS