

November 6, 2015



# Current Statistics

- Almost 4M boardings annually
- 22,000 avg. daily boardings; max. 28,000
- Operate 85k hours and 850k miles annually
- 41 40-foot natural gas fueled standard buses
- 2 modern and 3 vintage double-deckers (biodiesel / 1 CNG)
- \$5.1M annual operating budget; >\$17M capital assets



asucd

 **Davis**  
California

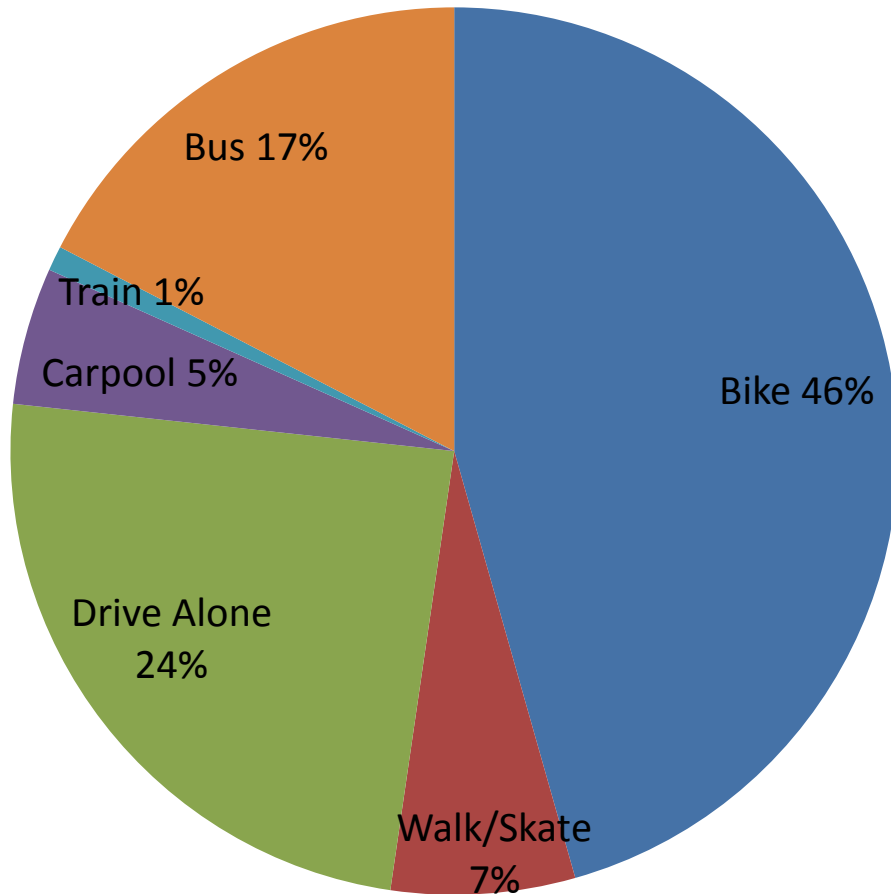
# Unitrans National Transit Data



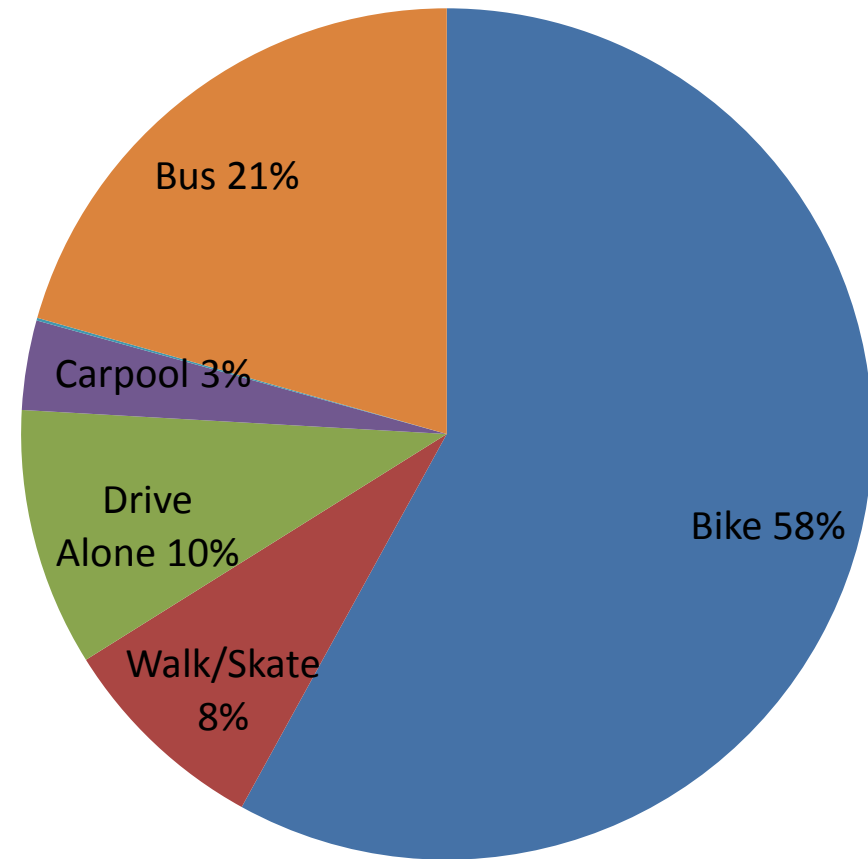
- Lowest operating cost per rider of any California transit system
- 3<sup>rd</sup> highest ridership per bus hour in California (behind only SF Muni and LA MTA).

# 2014-15 UC Davis Campus Travel Survey

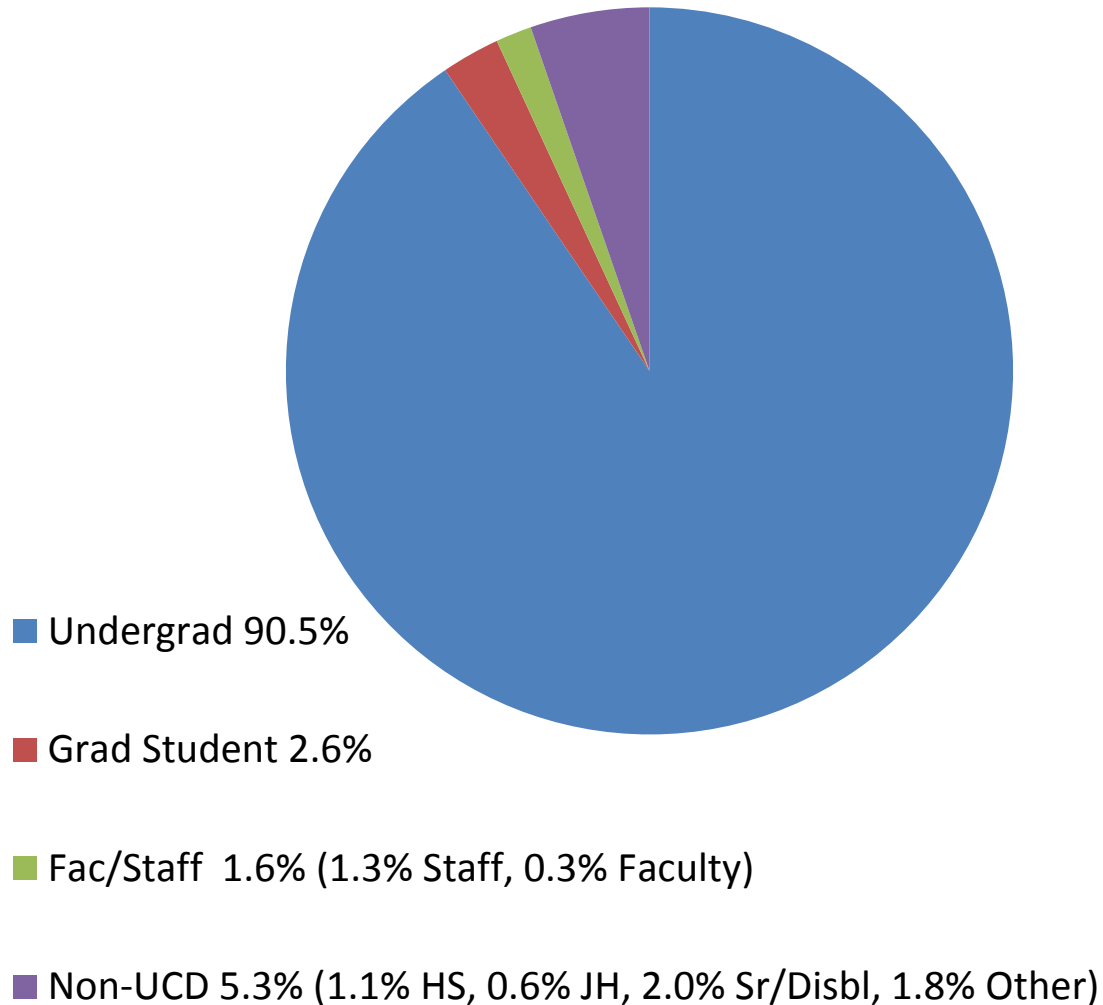
All Campus Affiliates



Davis Residents Only



# Unitrans Riders (on-board survey)





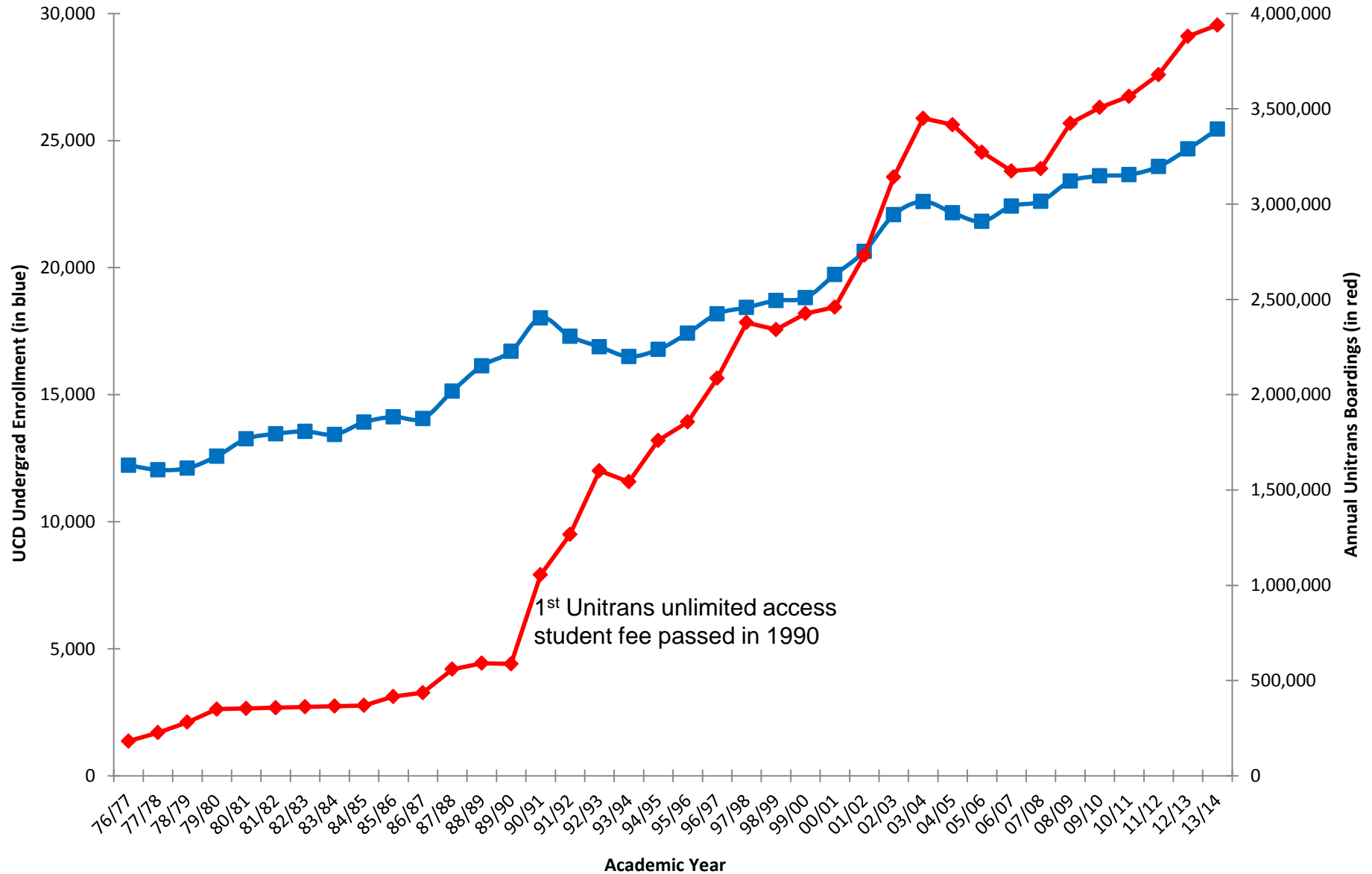
# Governing Structure

- A unit of ASUCD
  - Over 275 student employees and 15 career staff
- Close relationship with City as recipient of federal and state funds
  - General MOU and annual contract
- Positive element in city/university relationship
- Student Fee funds leverage federal grant funds, providing higher return on investment

# ASUCD Student Fees

- Unitrans Fee
  - 1990 vote: fee for unlimited access (\$13/quarter)
  - Increases approved in
    - 1999 (\$11.50/quarter)
    - 2004 (CEI, \$4/quarter for capital only)
    - 2007 (\$4.50/quarter, plus \$1.50 return to aid)
- Total fee to Unitrans is \$33/quarter

# UC Davis Enrollment and Unitrans Bus Riders





# Unitrans All-Day Bus Service Coverage Map



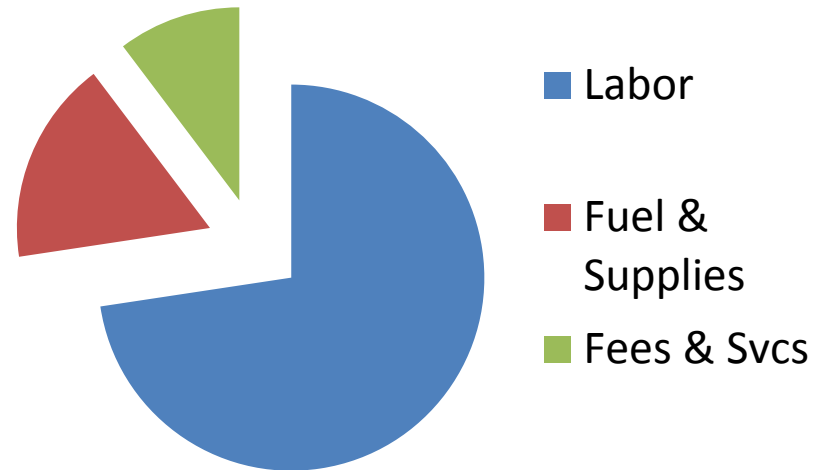
# Operating Budget - Revenues

- Sources of Funds
  - Student Fees via ASUCD (\$2.6M)
  - Federal Transit Administration (FTA) via City of Davis (\$1.4M)
  - Statewide Sales Tax via City of Davis (TDA) (\$0.7M)
  - Fares and Pass Sales (\$0.3M)

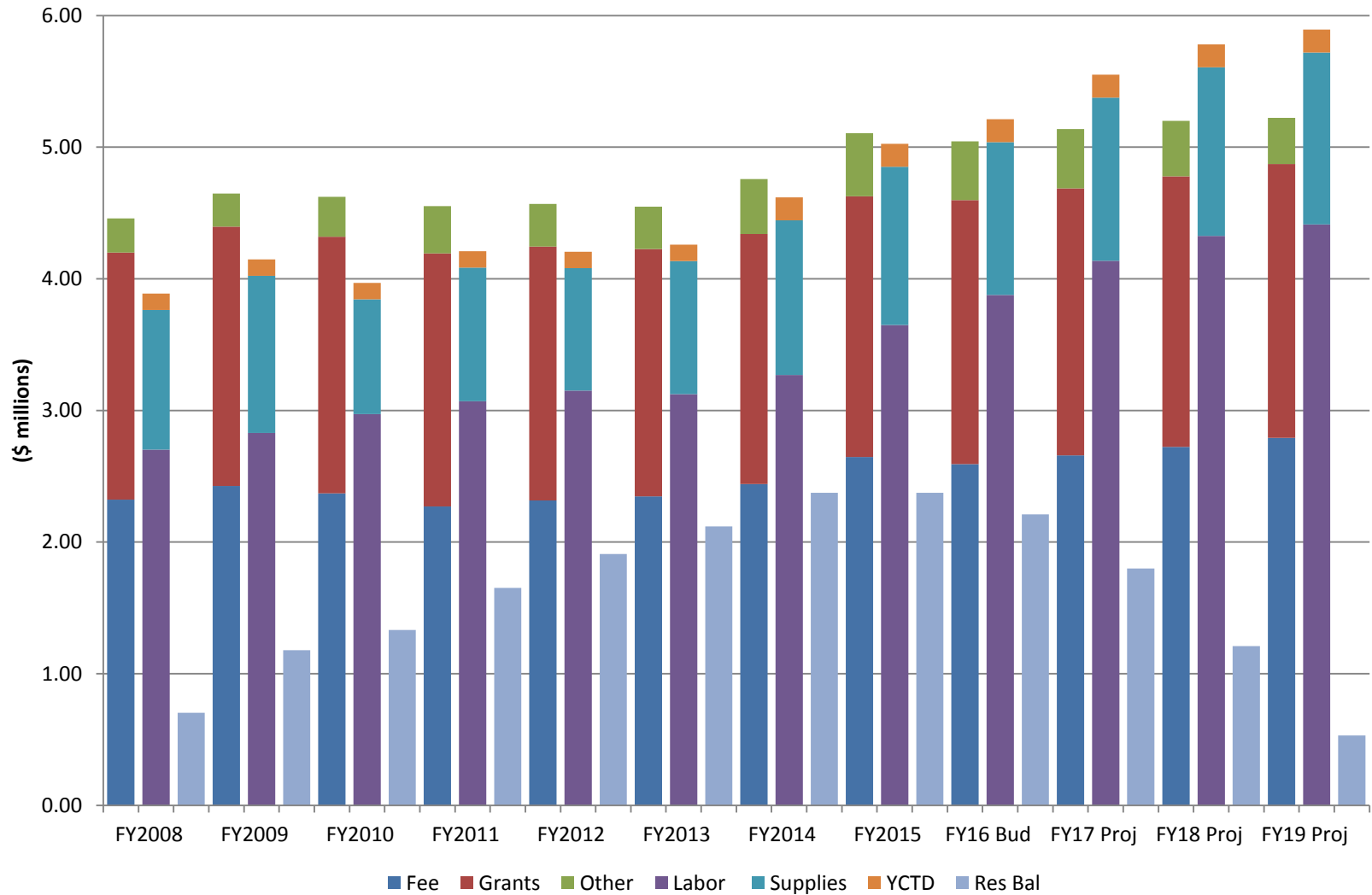


# Operating Budget - Expenses

- Expenditures
  - Salaries (~75%)
    - Similar to most transit systems
  - Fuel & Supplies (15%)
  - Fees & Services (10%)



## Unitrans Operating Revenue, Expenses, and Reserve Balance



# Unitrans CEI Funds

- Past 8 years, >\$20 M in capital investments:
  - 32 single deck CNG buses
  - 2 doubledecker buses
  - 2 new bus terminals
- From annual CEI contribution of <\$350,000 (~\$2.5M over 8 years)
  - Each \$1 of CEI brought in over \$8 in grants
- Current Balance \$1.3 Million

# Unitrans Capital Program

- Unitrans prepares multi-year capital programs as a condition for receiving federal and regional grant funding
- Major categories of capital projects include:
  - Bus replacement and expansion
  - Passenger facility improvements (accessibility, safety, and amenities)
  - Operations facility improvements (CNG compressor station, lifts, support equipment)

# Capital Program (continued)

- 5-year Capital Program calls for:
  - \$8.5 million in bus replacement (and expanded capacity)
    - Includes 3 new DD buses and first all-electric buses
  - \$2 million for CNG fueling and other maintenance facility upgrades
  - \$1.5 million for passenger facility and operations equipment needs
- Assuming federal funding is available at 80/20 split, the \$12 million would be split as \$9.6M federal and \$2.4M from CEI funds



## Unitrans Capital Expenses and CEI Balance

