

Unitrans

Service and Program Update



Council on Student Affairs and Fees
Campus Expansion Initiative
January 25, 2019

Who we are

- › Started 50 years ago by ASUCD
- › Continues to be operated by ASUCD
- › Over 225 UCD undergraduate employees supported by 18 career staff
- › Funding partnership between ASUCD and City of Davis
- › Best of town & gown relationship

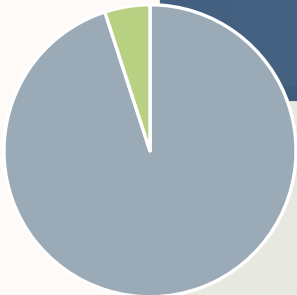


22,000 daily riders!



\$65/hr
Lowest cost per hour in CA

51
passengers/mile
3rd highest in CA

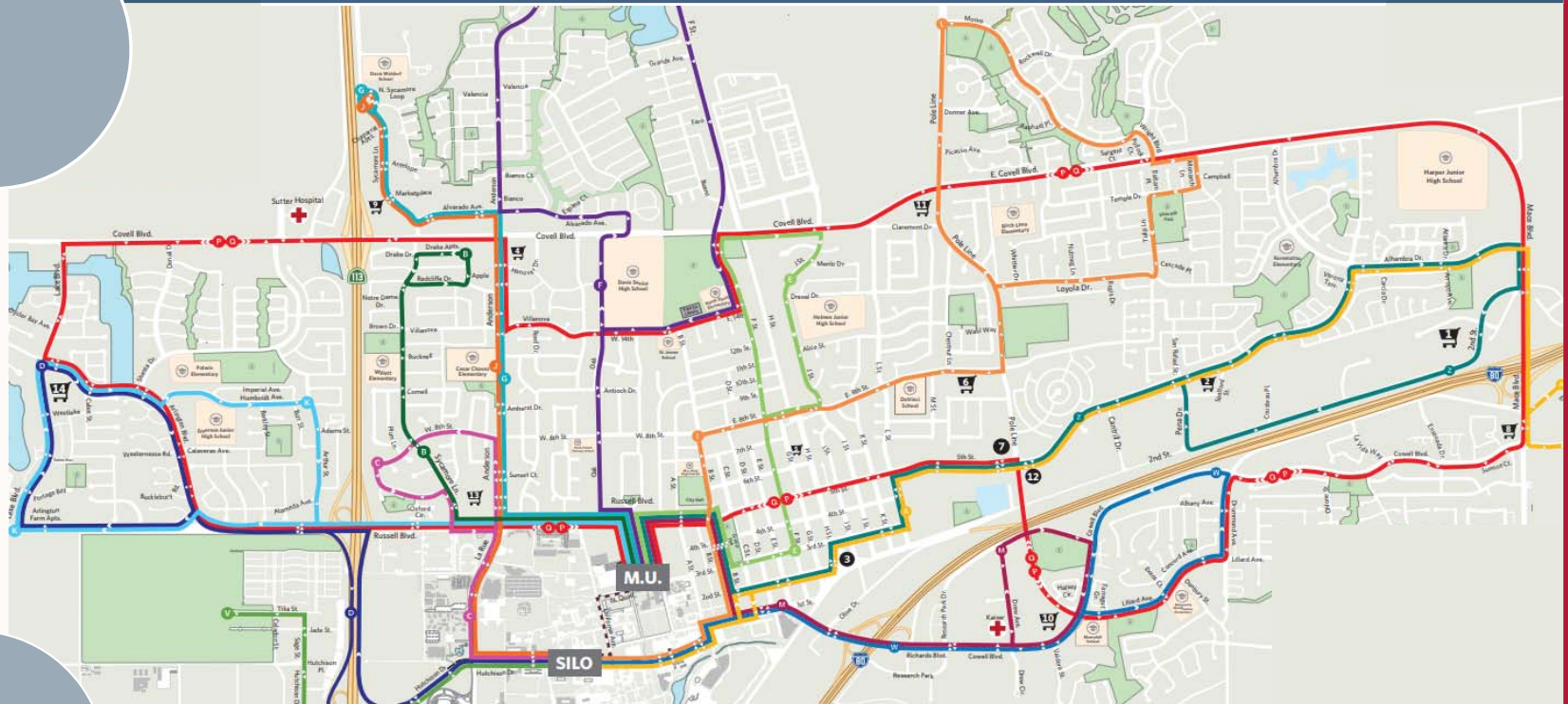


95% of all residents within 5-10 minute walk of Unitrans

18 routes

48 buses

360
days/year



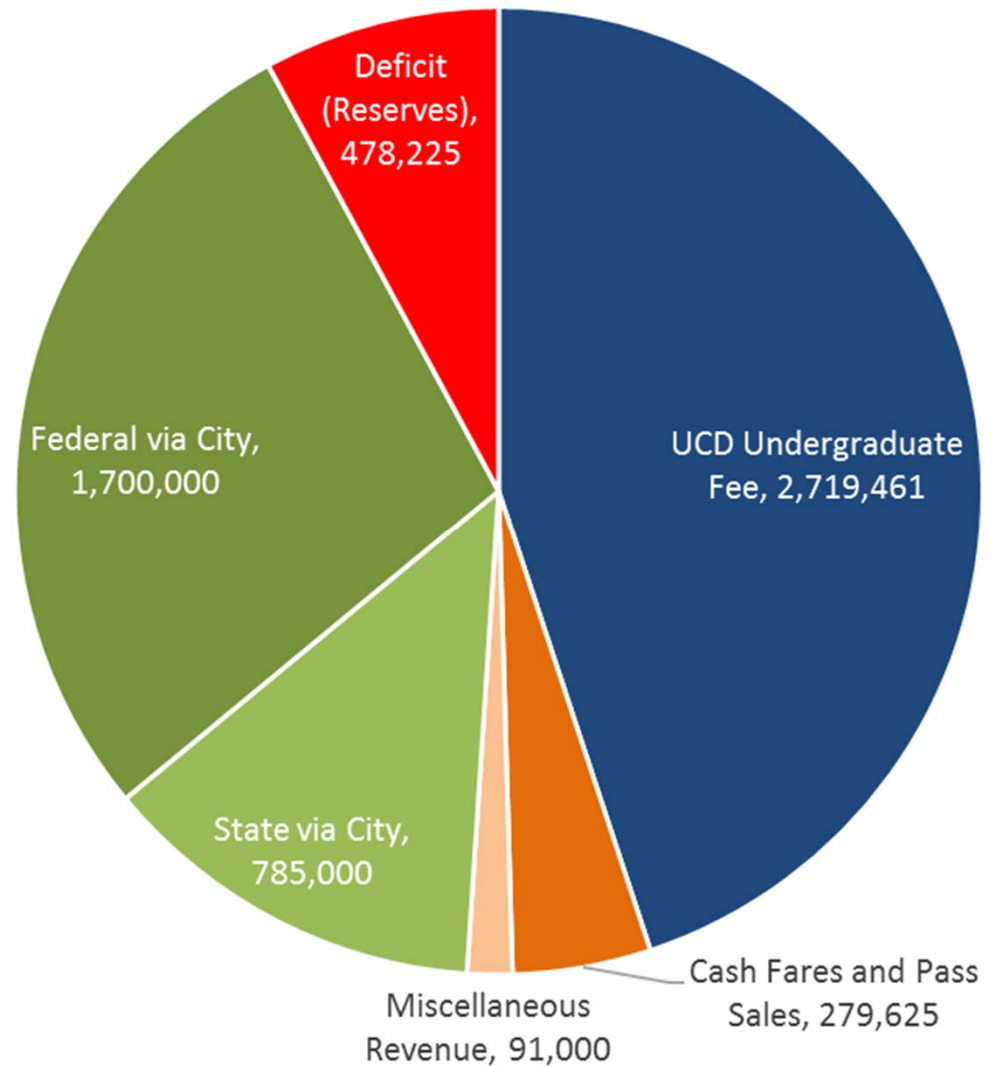
100%

of all undergraduate housing concentrations within
five minute walk of Unitrans



Our Operating Funding

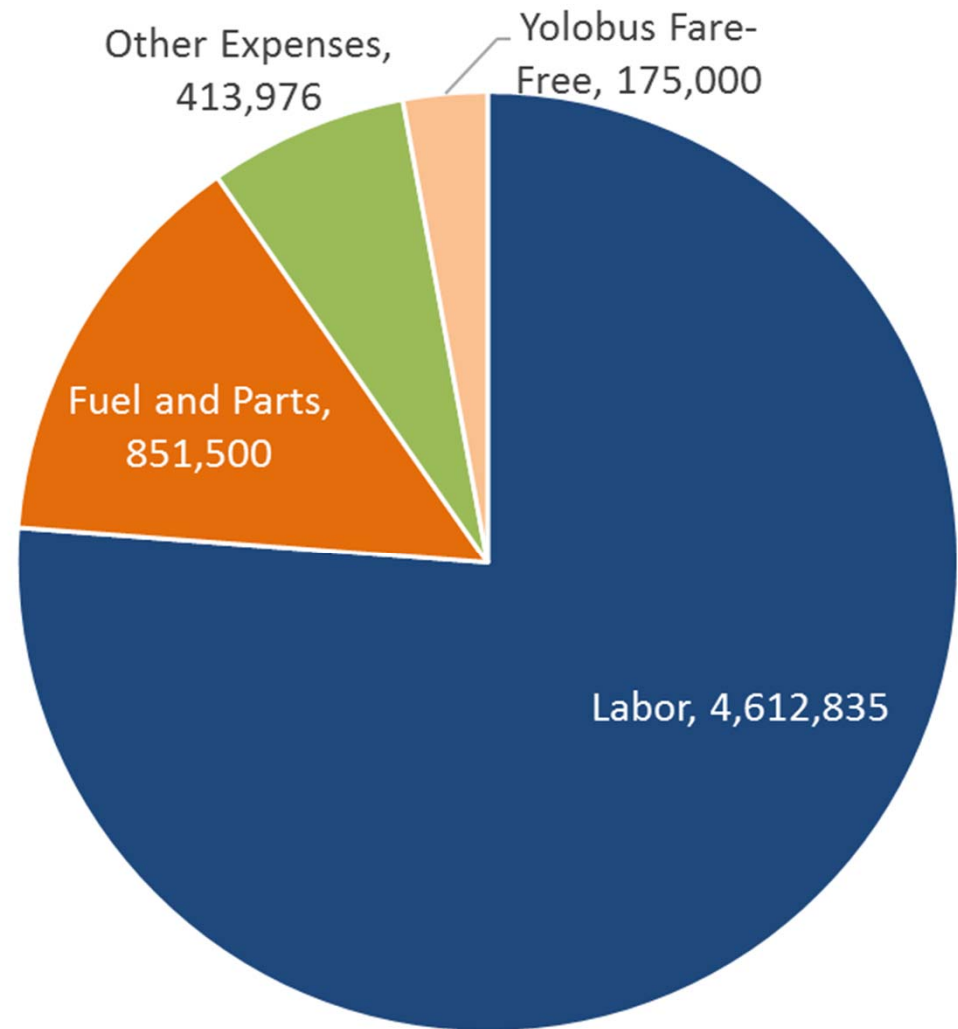
- › \$6 million budget
 - 45% Student fees
 - 41% City funded
 - 8% Reserves
 - 7% Other
- › Reserves nearly depleted





Our Expenses

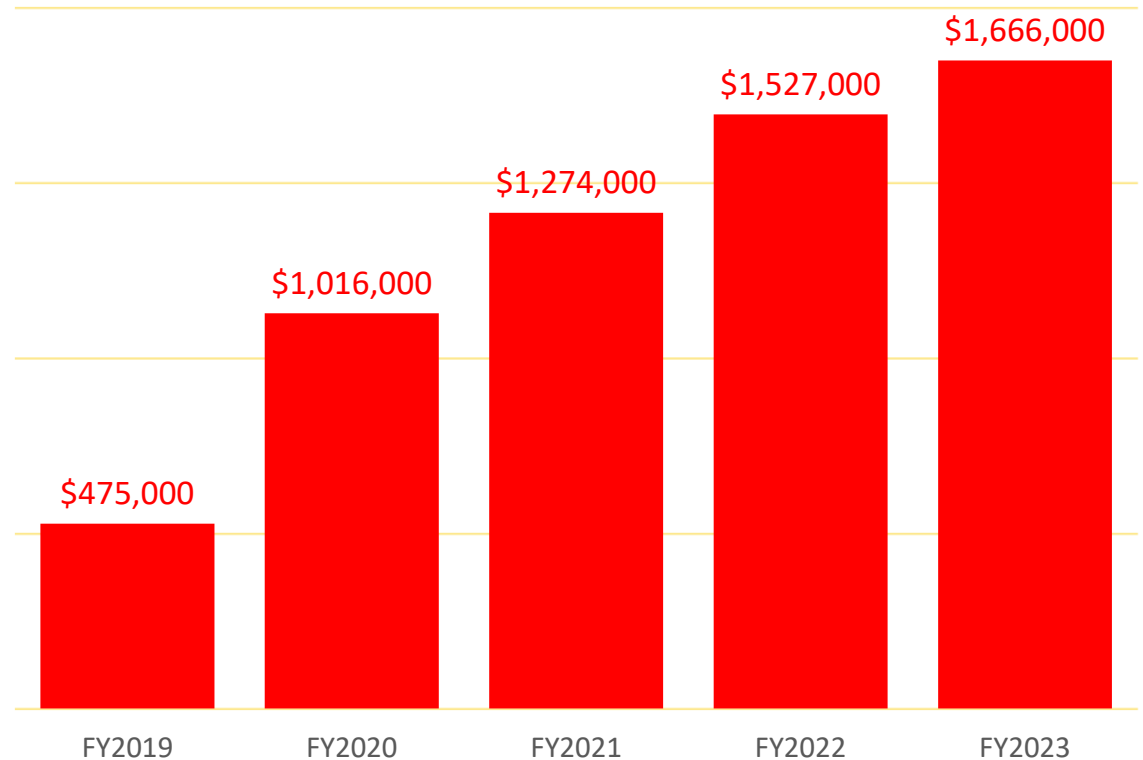
- › \$6 million
- › Over 75% is wages
- › Fuel & Parts account for 15%
- › Other expenses are 9%
- › Lowest cost operator in region and state





Operating Budget Challenges

- › Audit & Management Advisory Services performed an independent assessment of Unitrans' finances
 - Confirmed deficit projections
 - Confirmed ASUCD Unitrans as financially responsible
 - Recommended University and City task force to assess and submit plan to address financial issues
- › Deficit increasing due to minimum wage increase and other costs increasing faster than inflation along with stagnant revenues





Current Year Capital Program

- › Fleet Replacement
 - 2 new modern double deck buses in 2018 - \$2 million
 - 2 cutaway vehicle replacement - \$260,000
 - 5 new single deck buses in 2020 - \$3 million
- › Fueling station rehabilitation - \$1.2 million
- › Electric bus program facility improvements - \$2-3 million
- › Bus stop improvement program - \$100,000 set aside to begin assessments
 - Replace old shelters and benches
 - Expand shelters and benches
 - Improve accessibility (curb access, sidewalk improvements, etc)



10 Year Capital Program

- › Unitrans prepares multi-year capital programs as a condition for receiving federal and regional grant funding
- › Major categories of capital projects include:
 - Bus replacement
 - Electric bus infrastructure
 - Passenger facility improvements
- › 5 Year Plan includes:
 - Fuel Compressor Replacement - \$1.2M
 - Replacement/Rehabilitation of up to 30 buses - \$22M+
 - Electric Infrastructure Facility Improvements - \$2-3M
 - Bus Stop Improvements - \$500k
- › \$55 million 10-year program ~ 40% unfunded



CEI Fund Usage

- › Capital only. No operating component.
- › \$380,000 in FY2018
- › FY2018 Projects:
 - Electric Bus Infrastructure project conceptual engineering and electric load study
 - Facility improvement planning to address stormwater non-compliance and rehabilitate aging and deteriorated pavement
 - Replacement emergency response vehicle (replaced 20 year old vehicle with plug-in hybrid)



CEI Fund Usage

- › Past 10 years, >\$20 M in capital investments:
 - 32 single deck CNG buses
 - Two doubledecker buses
 - Two new bus terminals
- › From annual CEI contribution
 - Each \$1 of CEI matched by \$8 in grants
- › Current CEI Balance ~\$2.3 Million
- › Current 5 Year Need >\$10 Million
- › **Large unfunded capital need**, future grant successes in question under new Federal administration
 - As with operating revenues, fees are flat and as a result, purchasing power is steadily declining.

Thank You!

